



# MY DRUM JOURNAL






# Drum Journal

Date: \_\_\_\_\_

**TIPS:** Practice each drum beat until you've mastered it. You can do it!

LESSON:

## RATE THE LESSON

-  It was a challenge
-  It was just right
-  It was easy



## DID YOU DO THE JAM ALONG?

Yes       No


## CIRCLE THE DRUMS and CYMBALS USED



BASS



SNARE



HI HAT

# WRITE THE BEAT

Musical notation staff with a treble clef, a bass clef, and a drum set icon. The staff is divided into two measures. The first measure contains a quarter note on the first line of the treble clef and a quarter note on the first space of the bass clef. The second measure contains a quarter note on the first line of the treble clef and a quarter note on the first space of the bass clef.

Musical notation staff with a treble clef, a bass clef, and a drum set icon. The staff is divided into two measures. The first measure contains a quarter note on the first line of the treble clef and a quarter note on the first space of the bass clef. The second measure contains a quarter note on the first line of the treble clef and a quarter note on the first space of the bass clef.

Musical notation staff with a treble clef, a bass clef, and a drum set icon. The staff is divided into two measures. The first measure contains a quarter note on the first line of the treble clef and a quarter note on the first space of the bass clef. The second measure contains a quarter note on the first line of the treble clef and a quarter note on the first space of the bass clef.

Musical notation staff with a treble clef, a bass clef, and a drum set icon. The staff is divided into two measures. The first measure contains a quarter note on the first line of the treble clef and a quarter note on the first space of the bass clef. The second measure contains a quarter note on the first line of the treble clef and a quarter note on the first space of the bass clef.




# Drum Journal

Date: \_\_\_\_\_

**TIPS:** Practice each drum beat until you've mastered it. You can do it!

LESSON:

## RATE THE LESSON

-  It was a challenge
-  It was just right
-  It was easy



## DID YOU DO THE JAM ALONG?

Yes       No


## CIRCLE THE DRUMS and CYMBALS USED



BASS



SNARE



HI HAT

# WRITE THE BEAT

Musical notation staff with a treble clef, a 2/4 time signature, and a key signature of one flat. The staff is divided into two measures. The first measure contains a quarter note on the second line (G4) and a quarter note on the first space (F4). The second measure contains a quarter note on the second line (G4) and a quarter note on the first space (F4).

Musical notation staff with a treble clef, a 2/4 time signature, and a key signature of one flat. The staff is divided into two measures. The first measure contains a quarter note on the second line (G4) and a quarter note on the first space (F4). The second measure contains a quarter note on the second line (G4) and a quarter note on the first space (F4).

Musical notation staff with a treble clef, a 2/4 time signature, and a key signature of one flat. The staff is divided into two measures. The first measure contains a quarter note on the second line (G4) and a quarter note on the first space (F4). The second measure contains a quarter note on the second line (G4) and a quarter note on the first space (F4).

Musical notation staff with a treble clef, a 2/4 time signature, and a key signature of one flat. The staff is divided into two measures. The first measure contains a quarter note on the second line (G4) and a quarter note on the first space (F4). The second measure contains a quarter note on the second line (G4) and a quarter note on the first space (F4).




# Drum Journal

Date: \_\_\_\_\_

**TIPS:** Practice each drum beat until you've mastered it. You can do it!

LESSON:

## RATE THE LESSON

-  It was a challenge
-  It was just right
-  It was easy



## DID YOU DO THE JAM ALONG?

Yes       No


## CIRCLE THE DRUMS and CYMBALS USED



BASS



SNARE



HI HAT

# WRITE THE BEAT

Musical notation staff with a treble clef, a bass clef, and a drum set icon. The staff is divided into two measures. The first measure contains a quarter note on the first line of the treble clef and a quarter note on the first space of the bass clef. The second measure contains a quarter note on the first line of the treble clef and a quarter note on the first space of the bass clef.

Musical notation staff with a treble clef, a bass clef, and a drum set icon. The staff is divided into two measures. The first measure contains a quarter note on the first line of the treble clef and a quarter note on the first space of the bass clef. The second measure contains a quarter note on the first line of the treble clef and a quarter note on the first space of the bass clef.

Musical notation staff with a treble clef, a bass clef, and a drum set icon. The staff is divided into two measures. The first measure contains a quarter note on the first line of the treble clef and a quarter note on the first space of the bass clef. The second measure contains a quarter note on the first line of the treble clef and a quarter note on the first space of the bass clef.

Musical notation staff with a treble clef, a bass clef, and a drum set icon. The staff is divided into two measures. The first measure contains a quarter note on the first line of the treble clef and a quarter note on the first space of the bass clef. The second measure contains a quarter note on the first line of the treble clef and a quarter note on the first space of the bass clef.




# Drum Journal

Date: \_\_\_\_\_

**TIPS:** Practice each drum beat until you've mastered it. You can do it!

LESSON:

## RATE THE LESSON

-  It was a challenge
-  It was just right
-  It was easy



## DID YOU DO THE JAM ALONG?

Yes       No


## CIRCLE THE DRUMS and CYMBALS USED



BASS



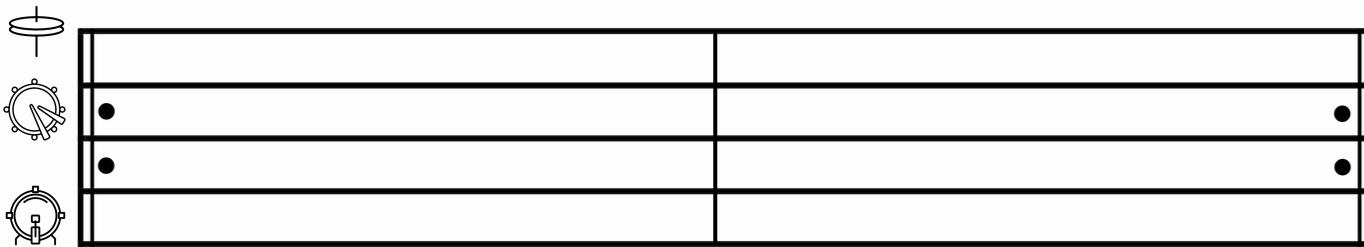
SNARE



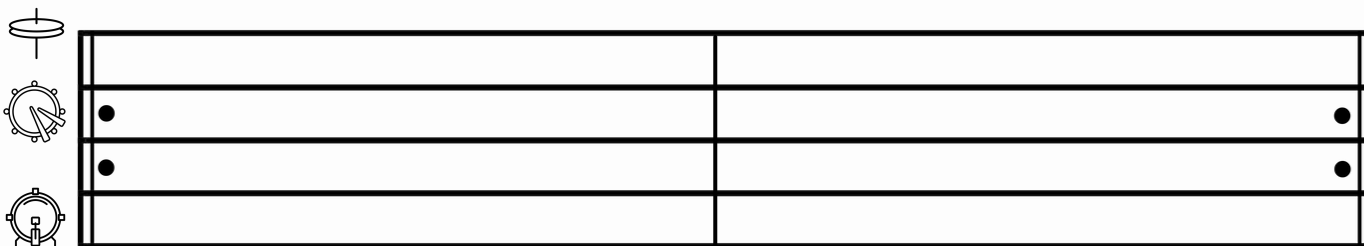
HI HAT



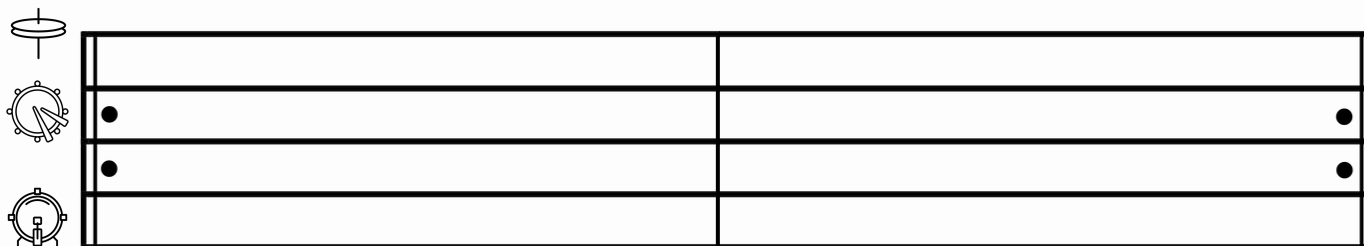
# WRITE THE BEAT



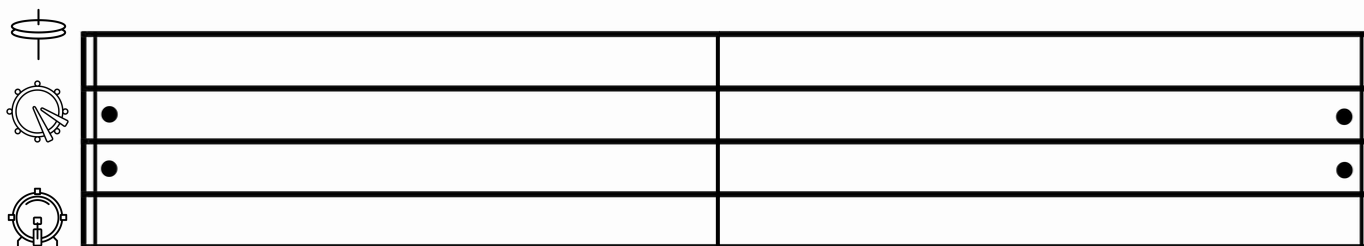
A musical staff consisting of three horizontal lines. To the left of the staff are three icons: a cymbal, a snare drum, and a bass drum. The staff is divided into two equal measures by a vertical bar line. A single quarter note is written on the second line of the first measure. A quarter rest is written on the second line of the second measure. The staff ends with a double bar line.



A musical staff consisting of three horizontal lines. To the left of the staff are three icons: a cymbal, a snare drum, and a bass drum. The staff is divided into two equal measures by a vertical bar line. A single quarter note is written on the second line of the first measure. A quarter rest is written on the second line of the second measure. The staff ends with a double bar line.



A musical staff consisting of three horizontal lines. To the left of the staff are three icons: a cymbal, a snare drum, and a bass drum. The staff is divided into two equal measures by a vertical bar line. A single quarter note is written on the second line of the first measure. A quarter rest is written on the second line of the second measure. The staff ends with a double bar line.



A musical staff consisting of three horizontal lines. To the left of the staff are three icons: a cymbal, a snare drum, and a bass drum. The staff is divided into two equal measures by a vertical bar line. A single quarter note is written on the second line of the first measure. A quarter rest is written on the second line of the second measure. The staff ends with a double bar line.




# Drum Journal

Date: \_\_\_\_\_

**TIPS:** Practice each drum beat until you've mastered it. You can do it!

LESSON:

## RATE THE LESSON

-  It was a challenge
-  It was just right
-  It was easy



## DID YOU DO THE JAM ALONG?

Yes       No


## CIRCLE THE DRUMS and CYMBALS USED



BASS

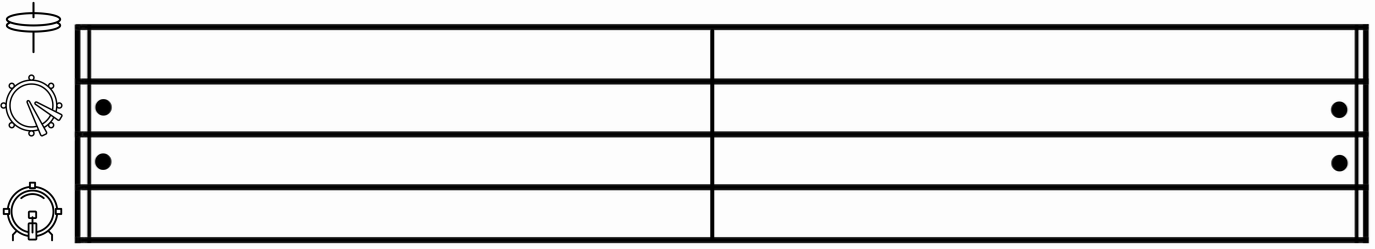


SNARE

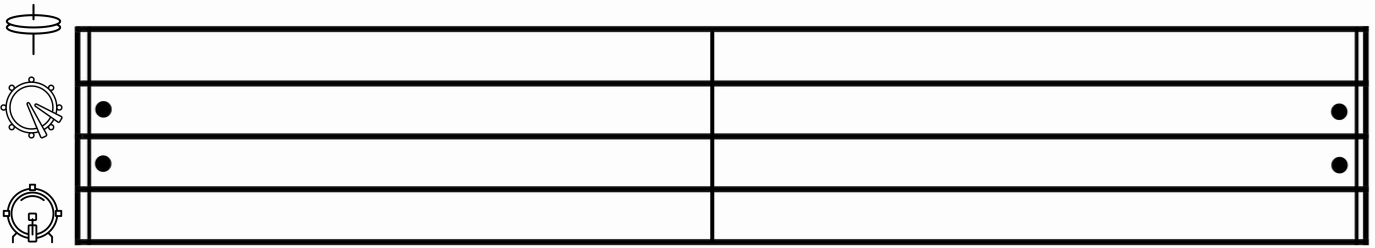


HI HAT

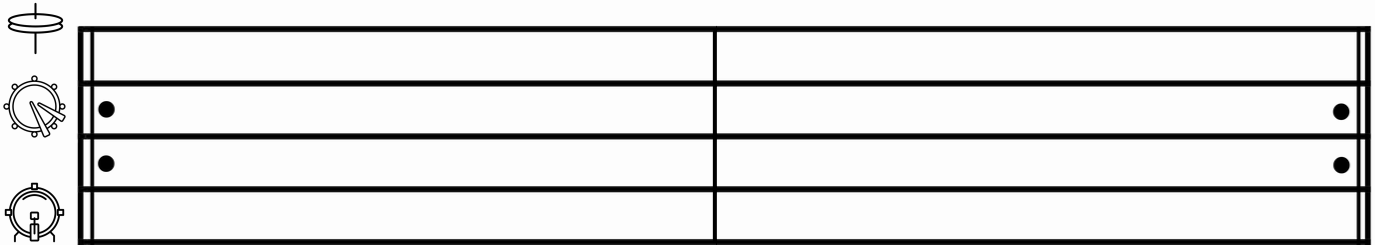
# WRITE THE BEAT



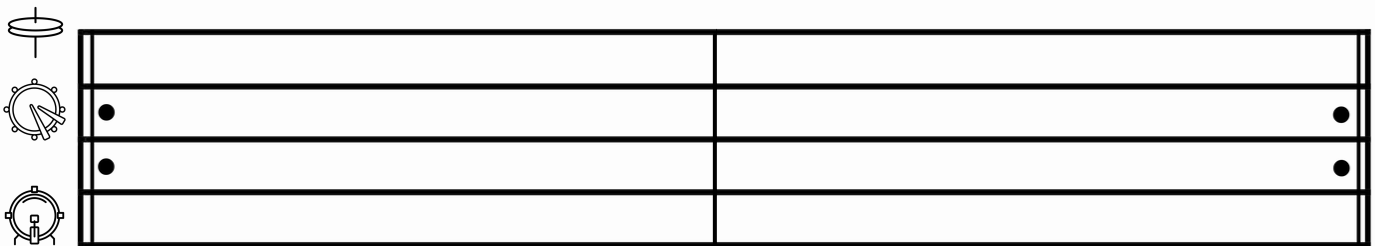
A musical staff consisting of three horizontal lines. To the left of the staff are three icons: a cymbal, a snare drum, and a bass drum. The staff is divided into two equal measures by a vertical bar line. In the first measure, there is a solid black dot on the top line and another on the second line from the top. In the second measure, there is a solid black dot on the top line and another on the second line from the top.



A musical staff consisting of three horizontal lines. To the left of the staff are three icons: a cymbal, a snare drum, and a bass drum. The staff is divided into two equal measures by a vertical bar line. In the first measure, there is a solid black dot on the top line and another on the second line from the top. In the second measure, there is a solid black dot on the top line and another on the second line from the top.



A musical staff consisting of three horizontal lines. To the left of the staff are three icons: a cymbal, a snare drum, and a bass drum. The staff is divided into two equal measures by a vertical bar line. In the first measure, there is a solid black dot on the top line and another on the second line from the top. In the second measure, there is a solid black dot on the top line and another on the second line from the top.



A musical staff consisting of three horizontal lines. To the left of the staff are three icons: a cymbal, a snare drum, and a bass drum. The staff is divided into two equal measures by a vertical bar line. In the first measure, there is a solid black dot on the top line and another on the second line from the top. In the second measure, there is a solid black dot on the top line and another on the second line from the top.









